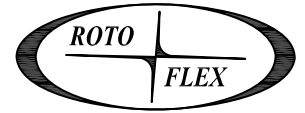


MODEL 48
SINGLE DOOR
RECOMMENDED UTILITY HOOKUP

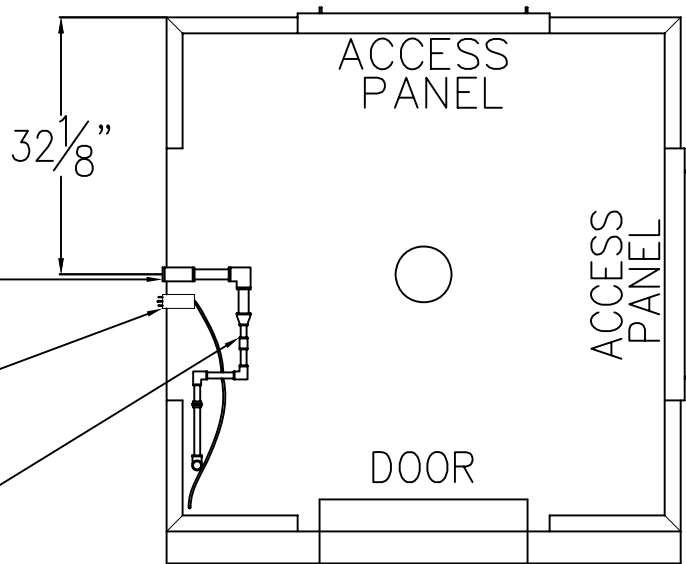


TOP VIEW

1¼" GAS SUPPLY CENTERED ABOVE FINISHED FLOOR.
 REDUCE TO ¾" AT COUPLING.
 320,000 BTU/ HR @ 5½" WATER COLUMN.

ELECTRICAL SUPPLY
 120 VAC 20 AMP
 DEDICATED BREAKER
 IS RECOMMENDED.

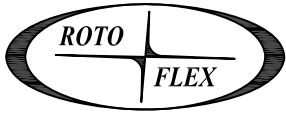
PIPE IS SUPPLIED UP
 TO ¾" COUPLING.



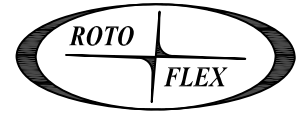
FRONT OF OVEN

	ROTO-FLEX OVEN CO. 135 EAST CEVALLOS SAN ANTONIO, TX, 78204 TEL. 210-222-2278	MODEL-48 SINGLE FRONT DOOR	
		DATE: 1-5-09	DRAWN BY: DANIEL C. E-3

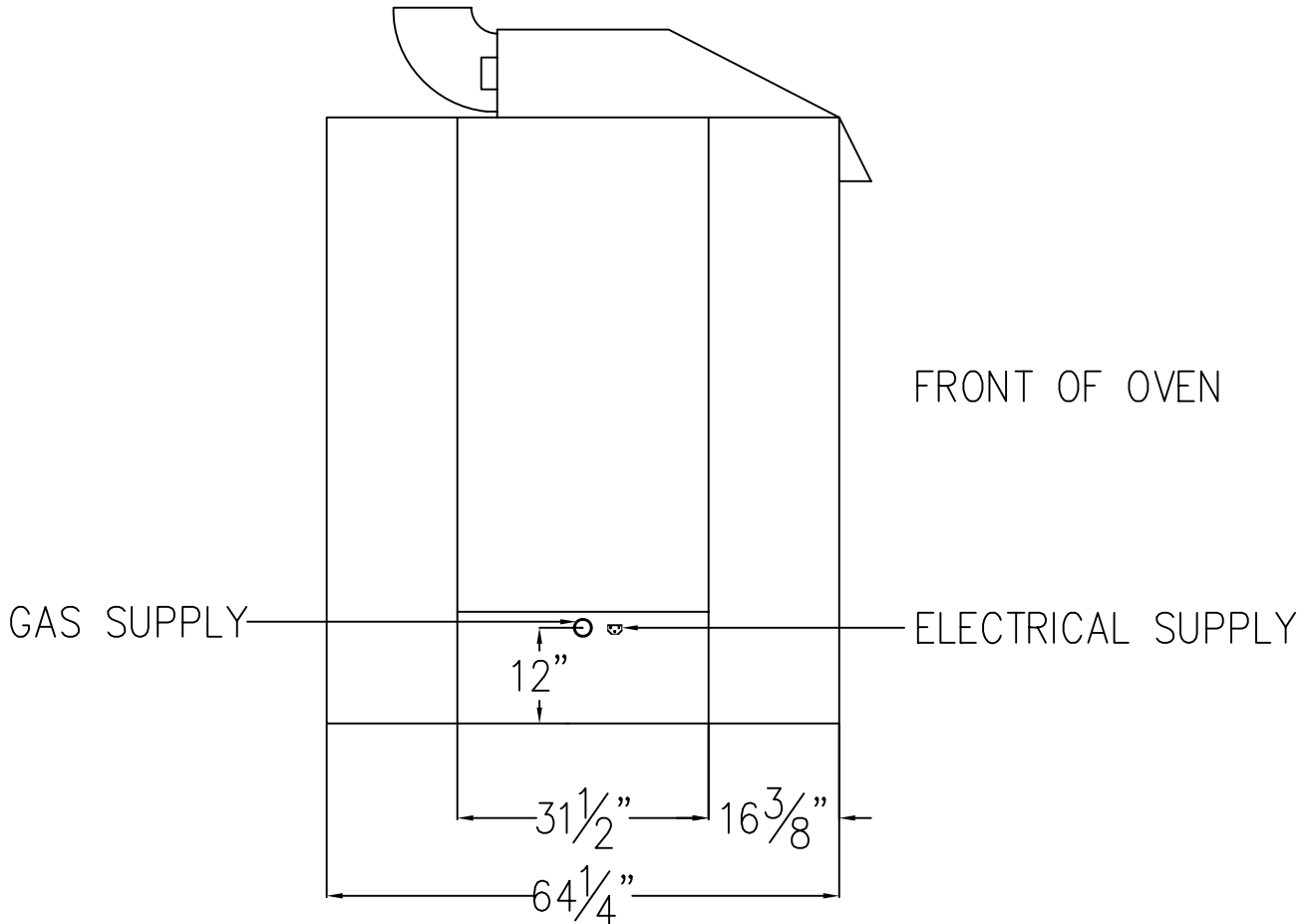
UTILITY DIMENSIONS



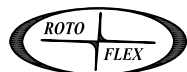
MODEL 48
SINGLE DOOR
RECOMMENDED UTILITY HOOKUP



SIDE VIEW



PLACE ELECTRICAL AND GAS SUPPLY
 AT CENTER OF OVEN 12" OFF FLOOR
 ON ANY NON-DOOR SIDE.



ROTO-FLEX OVEN CO.
 135 EAST CEVALLOS
 SAN ANTONIO, TX, 78204
 TEL. 210-222-2278

MODEL-48
 SINGLE FRONT
 DOOR

UTILITY DIMENSIONS

DRAWN BY: DANIEL C.

DATE:
 1-5-09

E-4