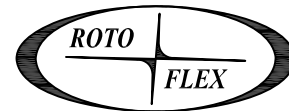


MODEL 56

SINGLE DOOR

RECOMMENDED UTILITY HOOKUP

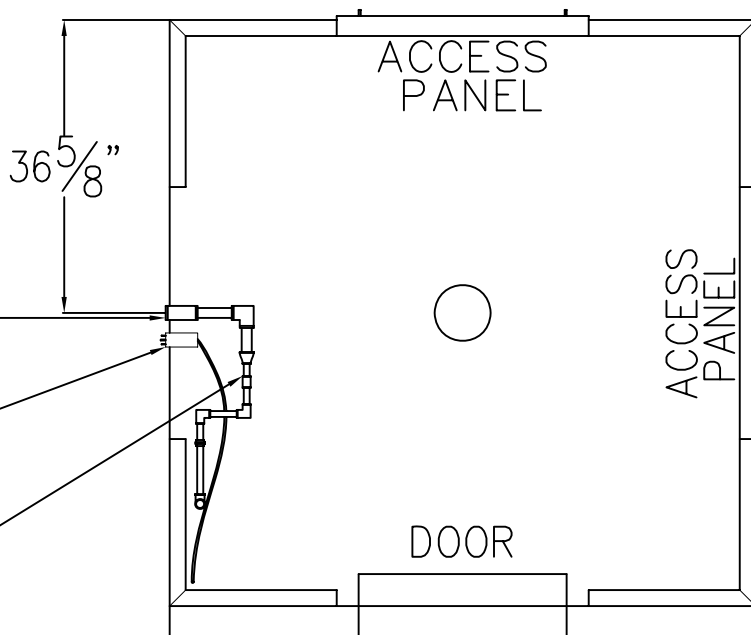


TOP VIEW

1 1/4" GAS SUPPLY CENTERED ABOVE FINISHED FLOOR.
 REDUCE TO 3/4" AT COUPLING.
 320,000 BTU/ HR @ 5 1/2" WATER COLUMN.

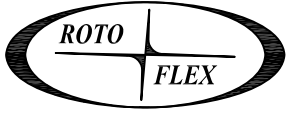
ELECTRICAL SUPPLY
 120 VAC 20 AMP
 DEDICATED BREAKER
 IS RECOMMENDED.

PIPE IS SUPPLIED UP
 TO 3/4" COUPLING.

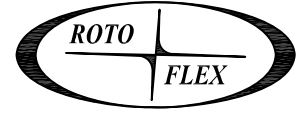


FRONT OF OVEN

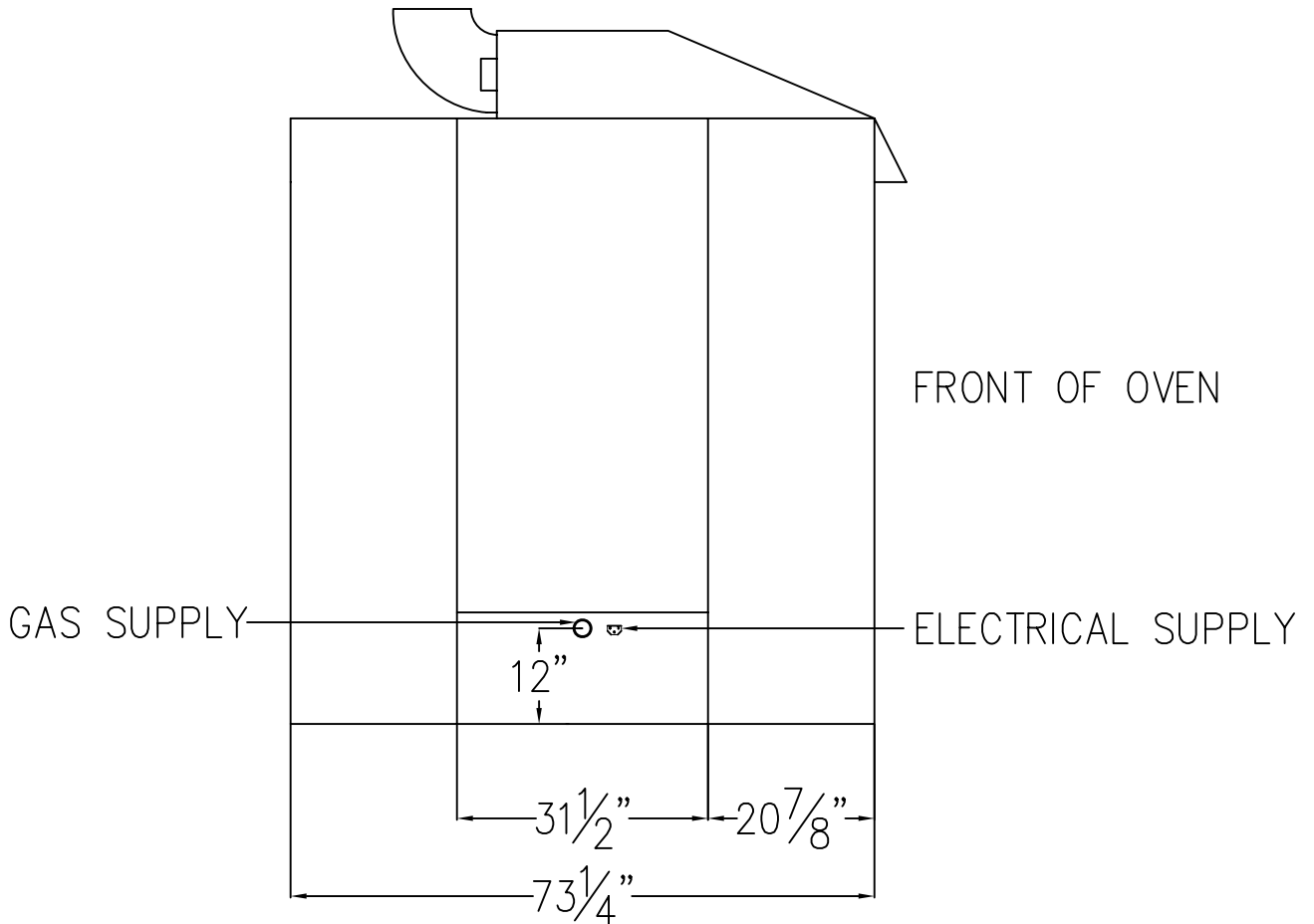
	ROTO-FLEX OVEN CO. 135 EAST CEVALLOS SAN ANTONIO, TX, 78204 TEL. 210-222-2278	MODEL-56 SINGLE FRONT DOOR	
		UTILITY DIMENSIONS	DRAWN BY: DANIEL C.



MODEL 56
SINGLE DOOR
RECOMMENDED UTILITY HOOKUP



SIDE VIEW



PLACE ELECTRICAL AND GAS SUPPLY
 AT CENTER OF OVEN 12" OFF FLOOR
 ON ANY NON-DOOR SIDE.

	ROTO-FLEX OVEN CO. 135 EAST CEVALLOS SAN ANTONIO, TX, 78204 TEL. 210-222-2278	MODEL-56 SINGLE FRONT DOOR	
		DATE: 1-5-09	DRAWN BY: DANIEL C. E-2
UTILITY DIMENSIONS			